




<p><u>PTO Code</u> 088BE</p> <p><u>Pump Side Connection Type of PTO</u> 6 Keyway Milling Spindle Output 6x21x25 - UNI</p> 	<p><u>Main Transmission Model</u> BEDFORD KBC 10</p>	<p>Gear Type : Left Helix PTO Type : Double Thread Torque Nm : 190 Power Kw : 19 Output Ratio 1000 Rpm : 1:1,47 Mounting Location : Left Side Control System : Mechanical PTO Shaft Rotation : Right — (Pump Shaft Rotation : Left) Weight Kg. : 10,00</p>	
<p><u>PTO Code</u> 113BL</p> <p><u>Pump Side Connection Type of PTO</u> Shaft Output Pin Hole</p> 	<p><u>Main Transmission Model</u> BEDFORD KBC 10</p>	<p>Gear Type : Left Helix PTO Type : Single Thread Torque Nm : 240 Power Kw : 25 Output Ratio 1000 Rpm : 1:1,00 Mounting Location : Left Side Control System : Mechanical PTO Shaft Rotation : Left — (Pump Shaft Rotation : Right) Weight Kg. : 7,00</p>	